

# Republic of Yemen

Ministry of Higher Education & Scientific Research

Emirates International University



## Faculty of Dentistry

Department of Oral Surgery

Bachelor of Doctor of Dental Medicine

## Course Specification of

Oral Medicine I Course No. (-----)



All Rights Reserved. Emirates International University.

Review committee:

Head of the Department

Quality Assurance head

Dean of Faculty




## I. Course Identification and General Information:

1	Course Title:	Oral Medicine I			
2	Course Code & Number:	----			
3	Credit Hours:	Credit Hours	Theory Hours		Lab. Hours
			Lecture	Exercise	
		3	2	3	-
4	Study Level/ Semester at which this Course is offered:	4 <sup>th</sup> Level / 1 <sup>st</sup> Semester			
5	Pre –Requisite (if any):	General Anatomy, Immunology, Head and Neck Anatomy, Oral histology, microbiology, oral radiology and oral pathology			
6	Co –Requisite (if any):	None			
7	Program (s) in which the Course is Offered:	Bachelor of Doctor of Dental Medicine			
8	Language of Teaching the Course:	English			
9	Study System:	Semester based System			
10	Mode of Delivery:	Full Time			
11	Location of Teaching the Course:	Faculty of Dentistry			
12	Prepared by:	Dr. Manal Mohammed Al-Hajri			

## II. Course Description:

This course is to train students to perform perfect oral and extra oral examination and diagnosis by taking history, clinical examination, and other diagnostic tests. In addition, this course is designed to improve the students' abilities on how to develop critical scientific thinking in order to make a correct diagnosis.



III. Course Intended Learning Outcomes (CILOs) : Upon successful completion of the course, students will be able to:		Referenced PILOs Learning out of program	
<b>A. Knowledge and Understanding:</b>		I, A or E	
a1	Understanding the sequence of oral diagnostic process.		A4
a2	Understanding the different components of patient's history taking		A5
a3	List the different methods of collecting data from patients		A4
<b>B. Intellectual Skills:</b>			
b1	Analyze, and correlate clinical laboratory data and investigations to help formulate a proper relevant treatment plans		B4
b2	Select suitable materials and instruments to perform basic oral surgical procedures as well as prescribe different medications depending on the patient's needs.		B5
<b>C. Professional and Practical Skills:</b>			
c1	Choose the appropriate diagnostic and management techniques based on patient's age, behavior capabilities, stage of dental growth/development and chief complaints.		C1
c2	Request special investigations needed to confirm the clinical, working or tentative diagnosis.		C1
c3	Select indicated clinical examination for specific oral lesion		C1
c4	Analyze and interpret data collected from the patient's history, clinical, radiographic and other investigations		C6




c5	Assemble and link the data obtained from the patient's history and clinical examination to develop the differential diagnosis of patients chief complaint.		C6	
<b>D. Transferable Skills:</b>				
d1	Use internet and multimedia.		D2	
d2	Manage time and resources		D4	

**(A) Alignment of Course Intended Learning Outcomes (Knowledge and Understanding) to Teaching Strategies and Assessment Methods:**

Course Intended Learning Outcomes		Teaching Strategies	Assessment Strategies
a1	Understanding the sequence of oral diagnostic process.	<ul style="list-style-type: none"> <li>▪ Lectures</li> <li>▪ Discussions</li> <li>▪ Debate</li> </ul>	<ul style="list-style-type: none"> <li>▪ Quizzes</li> <li>▪ Midterm Exam</li> <li>▪ Final Exam</li> </ul>
a2	Understanding the different components of patient's history taking	<ul style="list-style-type: none"> <li>▪ Lectures</li> <li>▪ Discussions</li> <li>▪ Debate</li> </ul>	<ul style="list-style-type: none"> <li>▪ Quizzes</li> <li>▪ Midterm Exam</li> <li>▪ Final Exam</li> </ul>
a3	List the different methods of collecting data from patients	<ul style="list-style-type: none"> <li>▪ Lectures</li> <li>▪ Discussions</li> <li>▪ Debate</li> </ul>	<ul style="list-style-type: none"> <li>▪ Quizzes</li> <li>▪ Midterm Exam</li> <li>▪ Final Exam</li> </ul>

**(B) Alignment of Course Intended Learning Outcomes (Intellectual Skills) to Teaching Strategies and Assessment Methods:**

b1	Analyze, and correlate clinical laboratory data and investigations to help formulate a proper relevant treatment plans	<ul style="list-style-type: none"> <li>▪ Lectures</li> <li>▪ Demonstrations</li> <li>▪ Discussions</li> </ul>	<ul style="list-style-type: none"> <li>▪ Quizzes</li> <li>▪ Midterm Exam</li> <li>▪ Final Exam</li> </ul>
b2	Select suitable materials and instruments to perform basic oral surgical procedures as well as prescribe different medications depending on the patient's needs.	<ul style="list-style-type: none"> <li>▪ Lectures</li> <li>▪ Demonstrations</li> <li>▪ Discussions</li> </ul>	<ul style="list-style-type: none"> <li>▪ Quizzes</li> <li>▪ Midterm Exam</li> <li>▪ Final Exam</li> </ul>




**(C) Alignment of Course Intended Learning Outcomes (Professional and Practical Skills) to Teaching Strategies and Assessment Methods:**

Course Intended Learning Outcomes		Teaching Strategies	Assessment Strategies
c1	Choose the appropriate diagnostic and management techniques based on patient's age, behavior capabilities, stage of dental growth/development and chief complaints.	<ul style="list-style-type: none"> <li>▪ Training</li> <li>▪ Demonstrations</li> <li>▪ Discussions</li> </ul>	<ul style="list-style-type: none"> <li>▪ Direct observation</li> <li>▪ Practical Exams</li> <li>▪ Semester work</li> </ul>
c2	Request special investigations needed to confirm the clinical, working or tentative diagnosis.	<ul style="list-style-type: none"> <li>▪ Training</li> <li>▪ Demonstrations</li> <li>▪ Discussions</li> </ul>	<ul style="list-style-type: none"> <li>▪ Direct observation</li> <li>▪ Practical Exams</li> <li>▪ Semester work</li> </ul>
c3	Select indicated clinical examination for specific oral lesion	<ul style="list-style-type: none"> <li>▪ Training</li> <li>▪ Demonstrations</li> <li>▪ Discussions</li> </ul>	<ul style="list-style-type: none"> <li>▪ Direct observation</li> <li>▪ Practical Exams</li> <li>▪ Semester work</li> </ul>
c4	Analyze and interpret data collected from the patient's history, clinical, radiographic and other investigations	<ul style="list-style-type: none"> <li>▪ Training</li> <li>▪ Demonstrations</li> <li>▪ Discussions</li> </ul>	<ul style="list-style-type: none"> <li>▪ Direct observation</li> <li>▪ Practical Exams</li> <li>▪ Semester work</li> </ul>
c5	Assemble and link the data obtained from the patient's history and clinical examination to develop the differential diagnosis of patients chief complaint	<ul style="list-style-type: none"> <li>▪ Training</li> <li>▪ Demonstrations</li> <li>▪ Discussions</li> </ul>	<ul style="list-style-type: none"> <li>▪ Direct observation</li> <li>▪ Practical Exams</li> <li>▪ Semester work</li> </ul>

**(D) Alignment of Course Intended Learning Outcomes (Transferable Skills) to Teaching Strategies and Assessment Methods:**

Course Intended Learning Outcomes		Teaching Strategies	Assessment Strategies
d1	Use internet and multimedia.	<ul style="list-style-type: none"> <li>▪ Self-Learning</li> <li>▪ Presentation</li> <li>▪ Brainstorming</li> </ul>	<ul style="list-style-type: none"> <li>▪ Direct observation</li> <li>▪ Practical Exams</li> <li>▪ Semester work</li> </ul>
d2	Manage time and resources	<ul style="list-style-type: none"> <li>▪ Self-Learning</li> <li>▪ Presentation</li> <li>▪ Brainstorming</li> </ul>	<ul style="list-style-type: none"> <li>▪ Direct observation</li> <li>▪ Practical Exams</li> <li>▪ Semester work</li> </ul>



## IV. Course Contents:

### A. Theoretical Aspect:

No.	Units/Topics List	Sub Topics List	Number of Weeks	Contact Hours	Learning Outcomes (CILOs)
1	Rule of obtain the patient history	<ul style="list-style-type: none"> <li>• Methods of obtain the patient history.</li> <li>• Diagnostic interview</li> <li>• Types of questions</li> <li>• Patient history</li> <li>• Patient identification</li> <li>• Chief complain</li> <li>• History of chief complain</li> <li>• Dental history</li> <li>• Medical history</li> <li>• Review od system</li> <li>• Family history</li> <li>• Social history</li> <li>• Personal habits</li> </ul>	1 <sup>st</sup> -6 <sup>th</sup>	12	a1, b1
2	Clinical examination part1	<ul style="list-style-type: none"> <li>• Methods of clinical examination</li> </ul>	7 <sup>th</sup>	2	a2
3	Midterm exam		8 <sup>th</sup>	2	a1, a2, b1
4	Clinical examination part2	<ul style="list-style-type: none"> <li>• The extra oral clinical examination</li> <li>• The intra oral clinical examination</li> </ul>	9-12 <sup>th</sup>	8	a1, a2, b1
5	Laboratory investigation	<ul style="list-style-type: none"> <li>• Complete blood count</li> <li>• Hemostasis</li> <li>• Test for diabetes.</li> <li>• Blood chemistry</li> <li>• Biopsy</li> </ul>	13 <sup>th</sup> -15 <sup>th</sup>	6	a1, a3, b1, b2
6	Final exam		16 <sup>th</sup>	2	a1-a3, b1-b2
Number of Weeks /and Units Per Semester			16	32	

### B. Case Studies and Practical Aspect:

No.	Tasks/ Experiments	Week Due	Contact Hours	Learning Outcomes (CILOs)
1	Taking patient history	1 <sup>st</sup> -3 <sup>rd</sup>	9	c1-c5, d1-d2
2	Clinical examination	4 <sup>th</sup> -6 <sup>th</sup>	9	c1-c5, d1-d2
3	Taking intra-oral biopsy	7 <sup>th</sup> -8 <sup>th</sup>	6	c1-c5, d1-d2
4	Lab investigations	9 <sup>th</sup> -10 <sup>th</sup>	6	c1-c5, d1-d2
5	Take examples of differential diagnosis	11 <sup>th</sup> -13 <sup>th</sup>	9	c1-c5, d1-d2
6	Final practical exam	14 <sup>th</sup>	3	c1-c5, d1-d2
<b>Number of Weeks /and Units Per Semester</b>		<b>14</b>	<b>42</b>	

### V. Teaching Strategies of the Course:

- Lectures
- Debate
- Training
- Discussion
- Brainstorming
- Self-Learning
- Presentation

### VI. Assessment Methods of the Course:

- Midterm exam
- Final exam
- Practical exam
- Assignment

### VII. Assignments:

No.	Assignments	Week Due	Mark	Aligned CILOs (symbols)
1	Oral presentation	2 <sup>nd</sup> -13 <sup>th</sup>	10	b1,b2, d1, d2, d2

No.	Assignments	Week Due	Mark	Aligned CILOs (symbols)
Total			10	

### VIII. Schedule of Assessment Tasks for Students During the Semester:

No.	Assessment Method	Week Due	Mark	Proportion of Final Assessment	Aligned Course Learning Outcomes
1	Mid tem exam	8 <sup>th</sup>	20	20%	a1 a2, a3
2	Final tem exam	16 <sup>th</sup>	50	50%	a1 a2 a3, c1, 2, 3, 4, 5
3	Practical exam	14 <sup>th</sup>	20	20%	c1-c5, d1, d2
4	Assignment	2 <sup>nd</sup> -13 <sup>th</sup>	10	10%	b1, b2, d1, d2
Total			100	100%	

### IX. Learning Resources:

#### 1- Required Textbook(s) ( maximum two ):

Norman K. Wood and Paul W. Goaz , 1997, Differential diagnosis of oral and maxillofacial lesions, (5th Ed).

#### 2- Essential References:


Mickel Glic, 2014, Burket's oral medicine, 14th edition

#### 3- Electronic Materials and Web Sites etc.:

<http://www.jordi.com>

### X. Course Policies: (Based on the Uniform Students' By law (2007)

1	<p><b>Class Attendance:</b></p> <p>Class Attendance is mandatory. A student is considered absent and shall be banned from taking the final exam if his/her absence exceeds 25% of total classes.</p>
2	<p><b>Tardiness:</b></p> <p>A student will be considered late if he/she is not in class after 10 minutes of the start time of class.</p>





3	<b>Exam Attendance/Punctuality:</b> No student shall be allowed to the exam hall after 30 minutes of the start time, and shall not leave the hall before half of the exam time has passed.
4	<b>Assignments &amp; Projects:</b> Assignments and projects must be submitted on time. Students who delay their assignments or projects shall lose the mark allocated for the same.
5	<b>Cheating:</b> Cheating is an act of fraud that results in the cancelation of the student's exam or assignment. If it takes place in a final exam, the penalties stipulated for in the Uniform Students' Bylaw (2007) shall apply.
6	<b>Forgery and Impersonation:</b> Forgery/Impersonation is an act of fraud that results in the cancelation of the student's exam, assignment or project. If it takes place in a final exam, the penalties stipulated for in the Uniform Students' Bylaw (2007) shall apply.
7	<b>Other policies:</b> The University official regulations in force will be strictly observed and students shall comply with all rules and regulations of the examination set by the Department, Faculty and University Administration.



## Faculty of Dentistry

### Department of Oral Surgery

### Bachelor of Doctor of Dental Medicine

## Course Plan (Syllabus) of Oral Medicine I

Course No. ( ----- )

I. Information about Faculty Member Responsible for the Course:							
Name of Faculty Member:	Dr. Manal Mohammed Al-Hajri	Office Hours					
Location & Telephone No.:	00967776136858						
E-mail:	dent.manal@yahoo.com	SAT	SUN	MON	TUE	WED	THU




## II. Course Identification and General Information:

1	Course Title:	Oral Medicine I			
2	Course Code & Number:	----			
3	Credit Hours:	Credit Hours	Theory Hours		Lab. Hours
			Lecture	Exercise	
		3	2	3	-
4	Study Level/ Semester at which this Course is offered:	4th Level / 1st Semester			
5	Pre –Requisite (if any):	General Anatomy, Immunology, Head and Neck Anatomy, Oral histology, microbiology, oral radiology and oral pathology			
6	Co –Requisite (if any):	None			
7	Program (s) in which the Course is Offered:	Bachelor of Doctor of Dental Medicine			
8	Language of Teaching the Course:	English			
9	Study System:	Semester based System			
10	Mode of Delivery:	Full Time			
11	Location of Teaching the Course:	Faculty of Dentistry			
12	Prepared by:	Dr. Manal Mohammed Al-Hajri			

## III. Course Description:

This course is to train students to perform perfect oral and extra oral examination and diagnosis by taking history, clinical examination, and other diagnostic tests. In addition, this course is designed to improve the students' abilities on how to develop critical scientific thinking in order to make a correct diagnosis.



#### IV. Course Intended Learning Outcomes (CILOs) :

Upon successful completion of the Course, student will be able to:

<b>A. Knowledge and Understanding:</b>	
a1	Understanding the sequence of oral diagnostic process.
a2	Understanding the different components of patient's history taking
a3	List the different methods of collecting data from patients
<b>B. Intellectual Skills:</b>	
b1	Analyze, and correlate clinical laboratory data and investigations to help formulate a proper relevant treatment plans
b2	Select suitable materials and instruments to perform basic oral surgical procedures as well as prescribe different medications depending on the patient's needs.
<b>C. Professional and Practical Skills:</b>	
c1	Choose the appropriate diagnostic and management techniques based on patient's age, behavior capabilities, stage of dental growth/development and chief complaints.
c2	Request special investigations needed to confirm the clinical, working or tentative diagnosis.
c3	Select indicated clinical examination for specific oral lesion
c4	Analyze and interpret data collected from the patient's history, clinical, radiographic and other investigations
c5	Assemble and link the data obtained from the patient's history and clinical examination to develop the differential diagnosis of patients chief complaint.
<b>D. Transferable Skills:</b>	
d1	Use internet and multimedia.
d2	Manage time and resources



## V. Course Contents:

### A. Theoretical Aspect:

No.	Units/Topics List	Sub Topics List	Number of Weeks	Contact Hours
1	<b>Rule of obtain the patient history.</b>	<ul style="list-style-type: none"> <li>• Methods of obtain the patient history.</li> <li>• Diagnostic interview</li> <li>• Types of questions</li> <li>• Patient history</li> <li>• Patient identification</li> <li>• Chief complain</li> <li>• History of chief complain</li> <li>• Dental history</li> <li>• Medical history</li> <li>• Review od system</li> <li>• Family history</li> <li>• Social history</li> <li>• Personal habits</li> </ul>	1 <sup>st</sup> -6 <sup>th</sup>	12
2	<b>Clinical examination part1</b>	<ul style="list-style-type: none"> <li>• Methods of clinical examination</li> </ul>	7 <sup>th</sup>	2
3	<b>Midterm exam</b>		8 <sup>th</sup>	2
4	<b>Clinical examination part2</b>	<ul style="list-style-type: none"> <li>• The extra oral clinical examination</li> <li>• The intra oral clinical examination</li> </ul>	9-12 <sup>th</sup>	8
5	<b>Laboratory investigation</b>	<ul style="list-style-type: none"> <li>• <b>Complete blood count</b></li> <li>• <b>Hemostasis</b></li> <li>• <b>Test for diabetes.</b></li> <li>• <b>Blood chemistry</b></li> <li>• <b>Biopsy</b></li> </ul>	13 <sup>th</sup> -15 <sup>th</sup>	6
6	<b>Final exam</b>		16 <sup>th</sup>	2
<b>Number of Weeks /and Units Per Semester</b>			<b>16</b>	<b>32</b>

### B. Case Studies and Practical Aspect

No.	Tasks/ Experiments	Week Due	Contact Hours
1	Taking patient history	1 <sup>st</sup> -3 <sup>rd</sup>	9
2	Clinical examination	4 <sup>th</sup> -6 <sup>th</sup>	9

<b>B. Case Studies and Practical Aspect</b>			
No.	Tasks/ Experiments	Week Due	Contact Hours
3	Taking intra-oral biopsy	7 <sup>th</sup> -8 <sup>th</sup>	6
4	Lab investigations	9 <sup>th</sup> -10 <sup>th</sup>	6
5	Take examples of differential diagnosis	11 <sup>th</sup> -13 <sup>th</sup>	9
6	Practical exam	14 <sup>th</sup>	3
<b>Number of Weeks /and Units Per Semester</b>		<b>14</b>	<b>42</b>

### VI. Teaching Strategies of the Course:


- Lectures
- Debate
- Training
- Discussion
- Brainstorming
- Self-Learning
- Presentation

### VII. Assessment Methods of the Course:

- Midterm exam
- Final exam
- Practical exam
- Assignment

### VIII. Assignments:

No.	Assignments	Week Due	Mark
1	Oral presentation	2nd -13th	10
<b>Total</b>			<b>10</b>



### IX. Schedule of Assessment Tasks for Students During the Semester:

No.	Assessment Method	Week Due	Mark	Proportion of Final Assessment
1	Mid tem exam	8 <sup>th</sup>	20	20%
2	Final tem exam	16 <sup>th</sup>	50	50%
3	Practical exam	14 <sup>th</sup>	20	20%
4	Attending and assignment	2 <sup>nd</sup> -13 <sup>th</sup>	10	10%
<b>Total</b>			<b>100</b>	<b>100%</b>

### X. Learning Resources:

- 1- Required Textbook(s) ( maximum two ):

Norman K. Wood and Paul W. Goaz , 1997, Differential diagnosis of oral and maxillofacial lesions, (5th Ed).

- 2- Essential References:


Mickel Glic, 2014, Burket's oral medicine, 14th edition

- 3- Electronic Materials and Web Sites etc.:

<http://www.jordi.com>

### XI. Course Policies: (Based on the Uniform Students' Bylaw (2007))

1	<b>Class Attendance:</b> Class Attendance is mandatory. A student is considered absent and shall be banned from taking the final exam if his/her absence exceeds 25% of total classes.
2	<b>Tardiness:</b> A student will be considered late if he/she is not in class after 10 minutes of the start time of class.
3	<b>Exam Attendance/Punctuality:</b> No student shall be allowed to the exam hall after 30 minutes of the start time, and shall not leave the hall before half of the exam time has passed.
4	<b>Assignments &amp; Projects:</b>



	Assignments and projects must be submitted on time. Students who delay their assignments or projects shall lose the mark allocated for the same.
5	<b>Cheating:</b> Cheating is an act of fraud that results in the cancelation of the student's exam or assignment. If it takes place in a final exam, the penalties stipulated for in the Uniform Students' Bylaw (2007) shall apply.
6	<b>Forgery and Impersonation:</b> Forgery/Impersonation is an act of fraud that results in the cancelation of the student's exam, assignment or project. If it takes place in a final exam, the penalties stipulated for in the Uniform Students' Bylaw (2007) shall apply.
7	<b>Other policies:</b> The University official regulations in force will be strictly observed and students shall comply with all rules and regulations of the examination set by the Department, Faculty and University Administration.

